



# PE Bead Thickness Gauge

Avoid the dangers of bad PE pipe fuses by checking each fusion joint before installing.

*Never be out of tolerance with this "Go or No-Go" gauge.*




**Part #: 71-BEADGAUGE**



Use a bead gauge!



- Simple for everyone.
- Fits in your pocket.
- A great jobsite tool for installers and...
  - Inspectors*
  - Contractors*
  - Pipeline Safety Personnel*
  - Engineers*
- Trainers—Use with Operator Qualification Programs.
- 2"-12" PE pipe sizes.



*Don't let this go!*



**PLCS, LLC**

**102 Gaither Drive, Unit 1, Mount Laurel, NJ 08054**

phone: (856) 722-1333 • fax: (856) 273-9723 • e-mail: [info@plcsusa.com](mailto:info@plcsusa.com) • web: [www.plcsusa.com](http://www.plcsusa.com)