


PLCS, LLC

PE Pipe and Duct Pullers

Provide an instant direct connection between PE pipe to pipe laying equipment. The design is in use on many directional drilling rigs and is recognized as the most reliable connector available in the industry for more than 20 years.



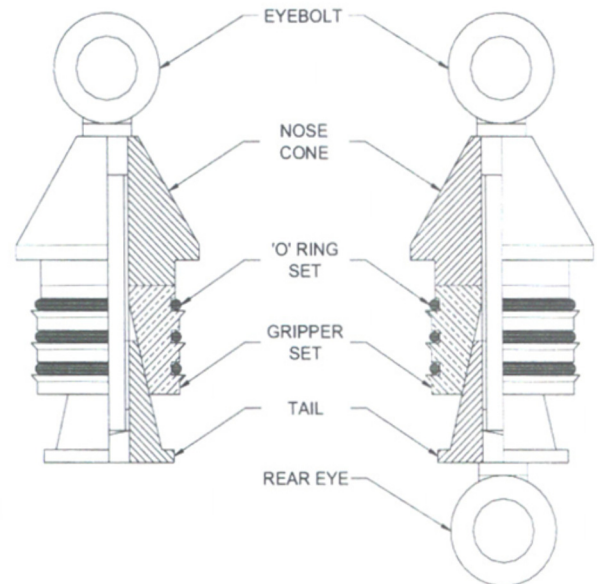
Gripper Rings Maintain Connection



Handle PE Pipe with Ease

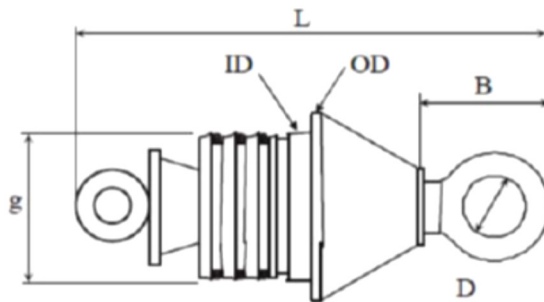
- Reusable
- Insert directly into open PE pipe end without special preparation.
- Twist the eye and the grippers lock into position without the use of wrenches. Releases immediately on demand.
- Once set correctly, gripping power increases with pulling load. Pipe yield point is reached before failure can occur.
- Standard equipment for all types of directional drilling rigs and ideal for laying large diameter PE coils
- Heavy duty construction in plated steel for rugged durability.
- Minimal maintenance and replaceable components.
- Standard ½" - 12" size range. Larger sizes available.
- Fits multiple SDRs (11 -17.6).
- The rear eye can be used to pull cables or other conduits at the same time.

Installs in Minutes



PLCS, LLC

PE Pipe and Duct Pullers - Specifications



Size	Part#	Weight (lbs.)	L LG	B Eyebolt LG	D Eye Dia.	g Min Grip	G Max Grip	SDR	OD	ID
1/2" CTS Screw In	71-401015	0.10	2.62	0.50	0.23	0.43	0.58		0.60	0.45
3/4" CTS	71-401022	0.20	4.30	0.69	0.40	0.79	0.89		0.87	0.67
3/4" IPS*	71-401027*	0.20								
1" CTS	71-401029	0.50	4.92	1.22	0.63	0.91	1.06		1.10	0.91
1" IPS*	71-401033*	0.50								
1 1/4" CTS	71-401035	1.10	6.25	1.69	0.73	1.06	1.26		1.38	1.14
1 1/4" IPS	71-401042	1.10	6.25	1.69	0.73	1.24	1.54	9.33	1.65	1.26
1 1/2" IPS	71-401048	2.30	8.75	1.75	0.73	1.42	1.65	11-17	1.80	1.46
2" IPS	71-401061	2.50	8.75	2.36	1.25	1.85	2.24	11-21	2.36	1.80
3" IPS	71-401090	6.30	10.25	2.50	1.34	2.76	3.27	11-21	3.54	2.80
4" IPS	71-401115	15.70	11.50	3.27	1.34	3.54	4.02	11-21	4.49	3.54
5" IPS*	71-401140*	20.00	11.50	3.43	1.34	4.33	5.16	11-21	5.51	4.33
6" IPS	71-401168	24.70	16.00	4.25	2.00	5.28	6.06	11-21	6.50	5.00
8" IPS	71-401219	48.00	18.00	4.02	1.75	6.77	7.68	11-17	8.62	6.81
10" IPS*	71-401273*	71.00	18.50	4.02	1.75	8.43	9.65	11-17	10.71	8.43
12" IPS*	71-401324*	88.00	22.83	6.10	3.00	10.00	11.02	11-17	12.76	10.16

Notes:

- Dimensions in inches and approximate, subject to change.
- Items marked with (*) asterisk are special order. Larger sizes available. Please call PLCS for details.
- 1/2" CTS available in screw-in style only